DRC

PZ26-12000009
07/15/2026

LINTEL SCHEDULE

SAFE LOAD (LBS/FT)

8 INCH STANDARD LINTEL

SYMBOL		GRAVITY		
#	LENGTH & TYPE	8U8	8F8-0B	8F8-1B
A	2'-10" (34") PRECAST	2231	3069	3069
B	3'-6" (42") PRECAST	2231	3069	3069
C	4'-0" (48") PRECAST	1966	2561	2693
D	4'-6" (54") PRECAST	1599	1969	2189
E	5'-4" (64") PRECAST	1217	1359	1663
F	5'-10" (70") PRECAST	1062	1105	1451
G	6'-6" (78") PRECAST	908	1238	1238
H	7'-6" (90") PRECAST	743	1011	1011
I	9'-4" (112") PRECAST	554	699	752
J	10'-6" (126") PRECAST	475	535	643
K	11'-4" (136") PRECAST	362	582	582
L	12'-0" (144") PRECAST	337	540	540
M	13'-4" (160") PRECAST	296	471	471
N	14'-0" (168") PRECAST	279	424	442
O	14'-8" (176") PRESTRESSED	N.R.	N.R.	458
P	15'-4" (184") PRESTRESSED	N.R.	N.R.	412
Q	17'-4" (208") PRESTRESSED	N.R.	N.R.	300
R	19'-4" (232") PRESTRESSED	N.R.	N.R.	235
S	21-4" (256") PRESTRESSED	N.R.	N.R.	180
T	22'-0" (264") PRESTRESSED	N.R.	N.R.	165
U	24'-0" (288") PRESTRESSED	N.R.	N.R.	129

8 INCH RECESS LINTEL

#	LENGTH & TYPE	8RU6	8RF6-0B	8RF6-1B
aa	4'-4" (52") PRECAST	1635	1749	1891
bb	4'-6" (54") PRECAST	1494	1596	1756
cc	5'-8" (68") PRECAST	866	920	1167
dd	5'-20" (70") PRECAST	810	859	1113
ee	6'-8" (80") PRECAST	797	901	901
ff	7'-6" (90") PRECAST	669	755	755
gg	9'-8" (116") PRECAST	411	466	562

8F-16-1B-1T-PS

- PS = PRESTRESSED
- NUMBER OF #5 BARS IN TOP OF LINTEL*
- NUMBER OF #5 BARS IN BOTTOM OF LINTEL
- HEIGHT OF LINTEL (INCHES)
- F=FILLED, U=UNFILLED, R=RECESSED
- WIDTH OF LINTEL (INCHES)

*BOND BEAM MAY FUNCTION AS TOP LINTEL BLOCK IF CONC.FILL IS SOLID FROM PRECAST LINTEL TO TOP OF BOND BEAM.
** THIS TABLE IS BASED ON PUBLISHED CAST-CRETE DATA.

LINTEL SCHEDULE

NOT TO SCALE

CAST-CRETE LINTELS

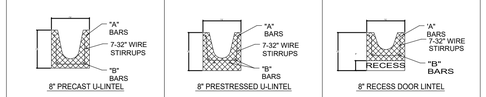

8" PRECAST U-LINTEL | 8" PRESTRESSED U-LINTEL | 8" RECESS DOOR LINTEL

CAST-CRETE HIGH STRENGTH CONCRETE LINTEL REINFORCING SCHEDULE AND SAFE LOAD CAPACITIES

LINTEL LENGTH	MAX CLEAR SPAN	LINTEL TYPE	REINFORCING BARS "A"	REINFORCING BARS "B"	8U-8 SAFE LOADS (PLF) GRAVITY	8U-8 SAFE LOADS (PLF) UPLIFT	8F-8 SAFE LOADS (PLF) GRAVITY	8F-8 SAFE LOADS (PLF) UPLIFT	8F-8-1B-1T SAFE LOADS (PLF) GRAVITY	8F-8-1B-1T SAFE LOADS (PLF) UPLIFT	8F-16-1B-1T SAFE LOADS (PLF) GRAVITY	8F-16-1B-1T SAFE LOADS (PLF) UPLIFT	8F-24-1B-1T SAFE LOADS (PLF) GRAVITY	8F-24-1B-1T SAFE LOADS (PLF) UPLIFT
					LINTEL DESIGNATION									
2'-10"	2'-2"	PRECAST	(2) 7-32" WIRE	(2) #3 BAR	2302	0	3166	0	3166	2727	6039	4101	9004	6569
3'-6"	2'-10"				2302	0	3138	0	3166	2165	6039	3260	9004	5219
4'-0"	3'-4"				2029	0	2325	0	2646	1878	6039	2832	9004	4532
4'-6"	3'-10"				1651	0	1787	0	2170	1660	6039	2507	9004	4010
5'-4"	4'-8"				1184	0	1223	0	1665	1393	5057	2110	5400	3375
5'-10"	5'-2"				972	0	1000	0	1459	1272	4144	1930	4437	3084
6'-6"	5'-10"		(2) 7-32" WIRE	(2) #4 BAR	937	0	1255	0	1255	1141	3396	1733	7134	2769
7'-6"	6'-10"				767	0	1029	0	1029	959	2610	1475	5596	2354
9'-4"	8'-8"		(2) #3 BAR	(2) #4 BAR	573	0	632	0	768	801	1818	980	3469	1560
10'-6"	9'-10"				456	0	482	0	658	716	1514	793	2774	1261
11'-4"	10'-8"		(2) #3 BAR	(2) #5 BAR	445	0	598	0	598	666	1365	696	2441	1104
12'-0"	11'-4"				414	0	545	0	555	607	1254	631	2211	1001
13'-4"	12'-8"				362	0	427	0	485	500	1076	532	1855	841
14'-0"	13'-4"				338	0	381	0	455	458	1003	493	1714	778
14'-8"	14'-0"	PRESTRESSED	(2) 7-32" WIRE	(2) 7-16" STRAND					465	243	1370	459	2610	724
15'-4"	14'-8"								420	228	1250	430	2370	677
17'-4"	16'-8"								310	188	950	361	1800	567
19'-4"	18'-8"								240	165	750	313	1400	490
21'-4"	20'-8"		(2) 7-32" WIRE	(2) 7-16" STRAND & (2) #4 BAR					183	145	610	278	1340	433
22'-0"	21'-4"								160	140	570	268	1250	418
24'-0"	23'-4"								130	127	470	244	1030	380

LINTEL LENGTH	MAX CLEAR SPAN (8" BRG)	PRECAST RECESS DOOR LINTEL	REINFORCING BARS "A"	REINFORCING BARS "B"	8RU-6 SAFE LOADS (PLF) GRAVITY	8RU-6 SAFE LOADS (PLF) UPLIFT	8RF-6 SAFE LOADS (PLF) GRAVITY	8RF-6 SAFE LOADS (PLF) UPLIFT	8RF-6-1B-1T SAFE LOADS (PLF) GRAVITY	8RF-6-1B-1T SAFE LOADS (PLF) UPLIFT	8RF-14-1B-1T SAFE LOADS (PLF) GRAVITY	8RF-14-1B-1T SAFE LOADS (PLF) UPLIFT	8RF-22-1B-1T SAFE LOADS (PLF) GRAVITY	8RF-22-1B-1T SAFE LOADS (PLF) UPLIFT
					LINTEL DESIGNATION									
4'-4"	3'-2"		(2) 7-32" WIRE	(2) #3 BAR	1489	0	1591	0	1827	1244	4982	2413	7947	4112
4'-6"	3'-2"				1357	0	1449	0	1702	1192	4982	2311	7947	3937
5'-8"	4'-4"				785	0	832	0	1153	924	4074	1795	6516	3055
5'-10"	4'-6"				735	0	779	0	1103	896	3811	1742	6516	2965
6'-8"	5'-4"		(2) 7-32" WIRE	(2) #4 BAR	822	0	907	0	907	778	2933	1513	6730	2573
7'-6"	6'-2"				665	0	761	0	764	688	2329	1325	5492	2280
9'-8"	8'-4"				371	0	420	0	535	533	1497	808	2618	1413

EXAMPLES

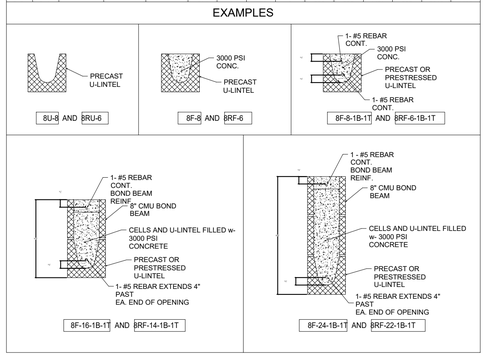

CAST-CRETE LINTELS

NOT TO SCALE

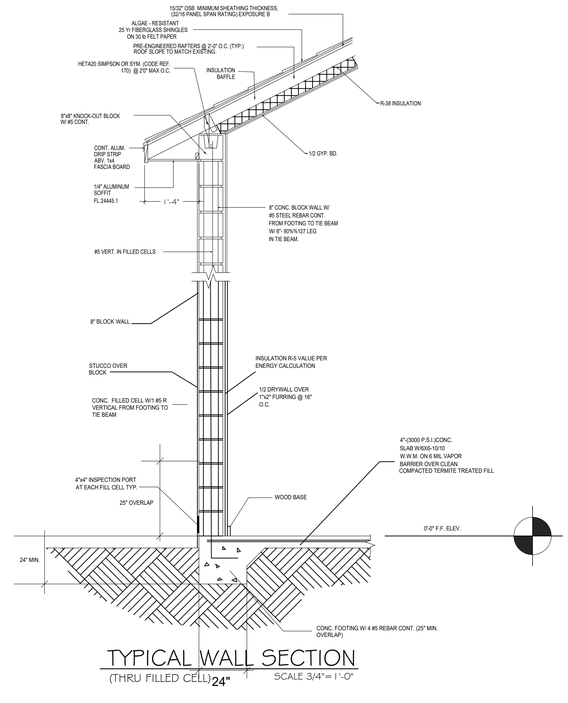

TYPICAL WALL SECTION

(THRU FILLED CELL)

SCALE 3/4"= 1'-0"

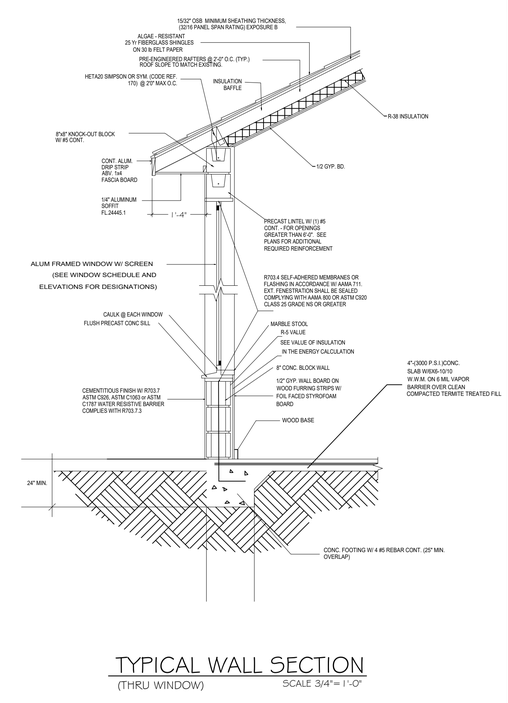

TYPICAL WALL SECTION

(THRU WINDOW)

SCALE 3/4"= 1'-0"

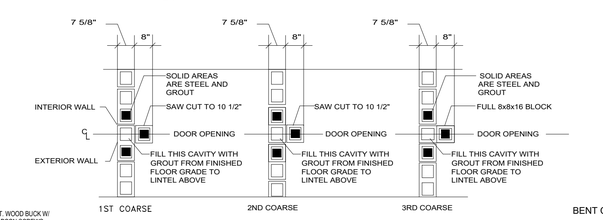

MASON TO LAY BLOCK AS SHOWN ABOVE. EVERY COARSE MUST BE BONDED TO THE COARSE BELOW. EVERY THIRD (3RD) COARSE THE 11" DOOR JAMB WALL IS TO BE WOVEN INTO THE MAIN FRONT TO REAR WALL AS SHOWN.

MASONRY LAYOUT

NOT TO SCALE

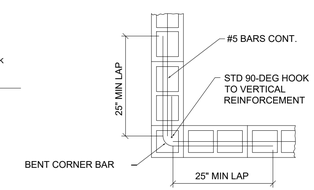

BOND BEAM CORNER REINFORCEMENT

SCALE 3/4"= 1'-0"

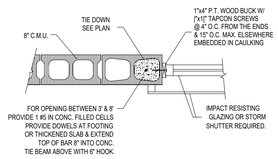

TIE DOWN DETAIL

(TD) NOT TO SCALE

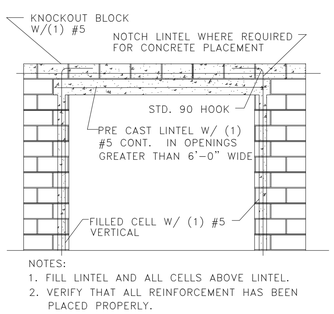

BLOCK WALL OPENING

NOT TO SCALE

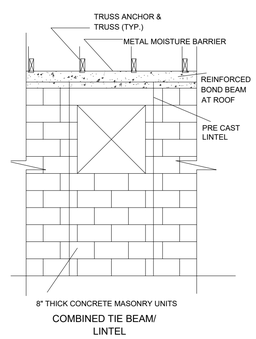

COMBINED TIE BEAM/ LINTEL

COMBINED TIE BEAM/LINTEL

NOT TO SCALE

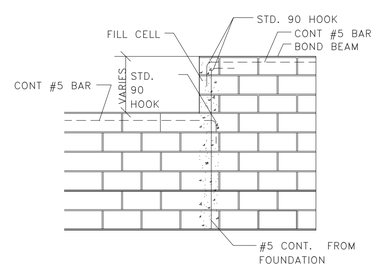

BLOCK WALL HIGH CHANGED

NOT TO SCALE

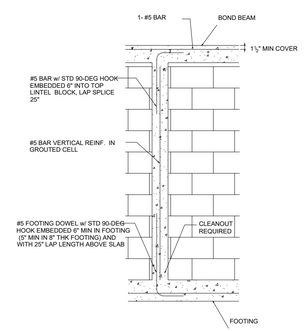

VERTICAL REINFORCEMENT

(AT EACH FILLED CELL) NOT TO SCALE

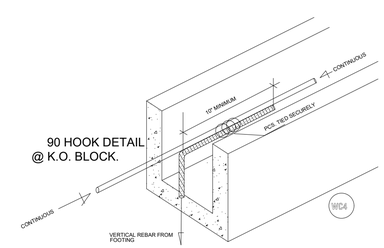

HOOK DETAIL

NOT TO SCALE

SUSCON

400 NW 7th Ave #14310 Ft. Lauderdale, FL 33311.

RENOVATION

2371 NW 2ND ST, POMPANO BEACH, FL 33069.

Consultant
Address
Address
Phone
Fax
e-mail

Consultant
Address
Address
Phone
Fax
e-mail

Consultant
Address
Address
Phone
Fax
e-mail

STATE OF FLORIDA LAWRENCE SURAGE AR 95129 REGISTERED ARCHITECT

Digitally signed by Lawrence Surage
Lawrence Surage
Date: 2026.03.11 16:27:11-04'00'

No.	Description	Date

HOUSE OF GOD

DETAILS

Project number	P-78482
Date	10-23-2025
Drawn by	DONDIEGO MOURICE
Checked by	

A-304

Scale 1/8" = 1'-0"